



NATIONAL ENGINEERING COLLEGE,
NALATTINPUTHUR, K.R.NAGAR, KOVILPATTI.

BALANCE SHEET AS ON 31.03.2014

LIABILITIES	Rs.	P.	ASSETS	Rs.	P.
CAPITAL FUND:			FIXED ASSETS:		
As Per Schedule - I	316,845,292.12		As Per Schedule - III	241,406,506.87	
CURRENT LIABILITIES & PROVISIONS:			INVESTMENTS:		
As Per Schedule - II	26,996,255.00		As Per Schedule - IV	80,264,566.00	
			CURRENT ASSETS:		
			As Per Schedule - V	22,170,474.25	
Total	343,841,547.12		Total	343,841,547.12	

Place : Kovilpatti
Date :

For National Engineering College,

Member Managing Committee


Chartered Accountant
CA. P. BALASUBRAMANIAN, B.Sc., F.C.A..
M.M.No. 200597
CHARTERED ACCOUNTANT,
182/1, A.K.S. Theatre Road,
KOVILPATTI - 628 502.

NATIONAL ENGINEERING COLLEGE
INCOME & EXPENDITURE ACCOUNT FOR THE YEAR ENDING 31-03-2014

EXPENDITURE	31/03/2014	INCOME	31/03/2014
TO SALARY:		STUDENT FEES:	
Salary	111,607,228.00	Application Fees	18,300.00
E.P.F	25,240,663.00	Tution Fees	164,599,500.00
Staff Welfare	504,561.00	Other Fees	41,108,882.00
	<u>137,352,452.00</u>	BEC Course Fee	880,900.00
		Academic Society Fee	314,300.00
To Administrative Expenses:		Exam Fees (Autonomous)	8,435,280.00
Advertisement	1,685,525.00	Exam Stationary Fee	314,300.00
Board of Studies Meet Expenses	218,463.00	Revaluation Fees (Autonomous)	565,800.00
College Day Expenses.	1,141,934.00	Revaluation Fees (AUT, Chennai)	400.00
Consulting Fees	197,858.00	Fine Collection	469,370.00
Exam Expenses (Autonomous)	5,681,929.50	NSS/YRC/Flagday/,Marksheet	179,600.00
Power Charges - EB	11,227,138.00	Late Fees	34,014.00
Power Charges - Diesel	2,113,985.38		<u>216,920,646.00</u>
Governing Council Meet Expenses	103,566.00	By Other Collection:	
Graduation Day Expenses	650,240.00	EPF Collection	12,078,403.00
House Rent	77,600.00	ESI Collection	374,067.00
Internet Charges	1,551,869.00	EB Charges Collection	3,686,987.00
Member Ship Fees	264,066.00	Busfare Collection	15,097,390.00
Parents Teachers Meeting	160,466.00	Interest Received	10,523,747.00
Placement & Training Expenses	3,654,111.00	ECE- CCTV Project Receipt	898,855.00
Pooja Expenses	56,520.00	Consultancy charges reced	366,675.00
Postages & Telegrams	147,711.50	Computer Special Course	405,450.00
Printing & Stationary	1,918,656.00	Insurance Premium	449,000.00
Printing & Stationery (Autonomous)	96,850.00	Over Head Charges	12,150.00
Prof.S.Kannappan Scholarship	125,000.00	Remission of Liablity	149,133.18
Rates & Taxes	324,595.00	RAMPT™ 13 - IST Grant	37,000.00
Sports Expenses	249,992.00	Ph.D Tution Fee	642,500.00
Sports & Games	100,952.00	Registration Fees for Seminars	641,450.00
Subscription A/c	47,337.00	Sundry Income	1,334,090.00
Sundry Expenses	231,665.00	Telephone Charges Collection	24,502.00
Telephone Charges	602,824.00	Xerox Collection	284,526.00
Travelling Expenses	1,236,970.00		<u>47,005,925.18</u>
	<u>33,867,823.38</u>		
Balance B/F	171,220,275.38	Balance B/F	263,926,571.18

Balance C/F	171,220,275.38	Balance C/F	263,926,571.18
To Misc Expenses:			
Association Expenses	58,458.00		
Bank Charges	8,751.00		
Bank Charges - General A/c	1,300.00		
BEC Course Expenses	673,475.00		
Books & Periodicals	1,379,942.00		
Computer Spl Course Expenses	431,940.00		
Computer Training Expenses	12,000.00		
Entertainment Expenses	633,943.00		
Guest Expenses	453,337.00		
Hockey Tournament	-		
Identity Card Expenses	184,550.00		
Insurance Premium (Students and St	575,646.00		
Legal Fees	20,000.00		
Lorry Freight	109,564.00		
Medical Expenses	11,537.00		
NBA - Expenses	1,150,319.98		
NCC Expenses	175,587.00		
NSS Carpus Fund	6,720.00		
NSS Expenses	3,570.00		
NSS Unit I Expenses	15,190.00		
NSS Unit II Expenses	15,810.00		
NSS Special Camp Expenses	45,000.00		
Project Expenses	9,000.00		
Research & Development Centre Appr	5,000.00		
Seminar Expenses	2,366,975.00		
Software Expenses	23,000.00		
Staff Development Expenses	99,576.00		
Vehicle Insurance	38,357.00		
YRC/RRC Expenses	82,676.50		
		8,591,224.48	
To Repairs & Maintenance:			
Lab Maintenance A/C	3,984,143.90		
Vehicle Fuel & Maintenance	10,643,209.66		
Furniture Maintenance	17,331.00		
Generator Maintenance	86,564.00		
Repair & Maintenance - Building	7,038,827.82		
Repair & Maintenance - Others	1,158,699.00		
		22,928,775.38	
Balance B/F	202,740,275.24	Balance B/F	266,222,256.18

GRANT INCOME:

Grant From AICTE - Seminar	110,000.00	
Grant From AUT Tirunelveli	209,270.00	
Grant From BRNS	50,000.00	
Grant From CSIR	55,000.00	
Grant From DAE	66,000.00	
Grant From DRDO	30,000.00	
Grant From MNRE	150,000.00	
Grant From Others	182,010.00	
Grant From TNSCST Chennai	9,000.00	861,280.00

University Fees Colletion:

SOCIETY, CLUB & INSURANCE	37,605.00	
Univ. Degree Certificate Fee	1,500.00	
University Administration Fee	538,800.00	
University Reco.Fee	180,100.00	
University Registration Fee	317,200.00	
University Regu. Curriculum Fee	179,600.00	
University Sports Fee	179,600.00	1,434,405.00


Balance C/F		202,740,275.24	Balance C/F	266,222,256.18
CHARITY :			By Contribution received from NEC Trust	2,000,000.00
Charity - Religious	1,000,448.00		Institute of Engineering	30,000.00
Charity - Other than Religious	1,494,054.00	2,494,502.00	By NSS Unit I Receipts	45,000.00
			By NSS Unit II Receipts	17,990.00
UNIVERSITY FEES PAID:				
Accreditation Fees	267,810.00			
Affiliation Fees	1,250,000.00			
Univ. Degree Certificate Fee Paid	15,565.00			
University Reco Fee Paid	179,300.00			
University Registration Fee Paid	315,600.00			
University/DTE Certificate verificator	4,065.00			
University Sports Fee Paid	162,200.00			
Universtiy Adminstration Fee Paid	536,400.00	2,730,940.00		
Depreciation		29,657,575.48		
To Excess of Income over Expenditure		30,691,953.46		
Total		268,315,246.18	Total	268,315,246.18

Place: Kovilpatti

Date:

For National Engineering College,


Member Managing Committee


Chartered Accountant
CA. P. BALASUBRAMANIAN, B.Sc., F.C.A.,
M.M.No. 200597
CHARTERED ACCOUNTANT,
182/1, A.K.S. Theatre Road,
KOVILPATTI - 628 502.

**NATIONAL ENGINEERING COLLEGE,
DEPRECIATION SCHEDULE FOR THE YEAR ENDING 31.03.2014**

ASSETS DETAILS	W.D.V.AS ON 31.03.2013	ADDITION		Total Addition	TOTAL AMOUNT	DEPRECIATION		W.D.V.AS ON 31/03/2014
		FROM 1.4.2013 TO 30.9.2013	FROM 1.10.2013 TO 31.3.2014			Rate	AMOUNT	
BUILDING WORK IN PROGRESS								
Civil Block	5,592,856.00	8,426,244.00	8,420,241.00	16,846,485.00	22,439,341.00			22,439,341.00
Compound Wall work		277,520.00	4,406,104.00	4,683,624.00	4,683,624.00			4,683,624.00
EEE Block Work	5,446,404.00	7,696,484.00	6,589,659.00	14,286,143.00	19,732,547.00			19,732,547.00
EIE Block	12,932.00	23,174.00	25,176.00	48,350.00	61,282.00			61,282.00
IT Block - II Floor			822,789.00	822,789.00	822,789.00			822,789.00
Retaining Wall Work			699,198.00	699,198.00	699,198.00			699,198.00
BUILDING:								
Building	121,333,158.70	3,275,112.00	2,809,589.00	6,084,701.00	127,417,859.70	10%	12,601,306.52	114,816,554.18
LAB EQUIPMENTS:								
Chemistry Lab Equipments		24,507.00		24,507.00	24,507.00	15%	3,676.05	20,830.95
Civil Lab Equipments		665,914.00	879,200.00	1,545,114.00	1,545,114.00	15%	165,827.10	1,379,286.90
CSE Lab Equipments	1,130,488.58	169,900.00	614,800.00	784,700.00	1,915,188.58	15%	241,168.29	1,674,020.29
Dept- Equipment /Others	5,057.50			-	5,057.50	15%	758.63	4,298.88
ECE Lab Equipments	1,263,558.58	262,322.00	372,582.00	634,904.00	1,898,462.58	15%	256,825.74	1,641,636.85
EEE Lab Equipments	2,401,581.14	32,035.00	1,349,095.00	1,381,130.00	3,782,711.14	15%	466,224.55	3,316,486.60
EIE Lab Equipments	801,304.10		382,492.00	382,492.00	1,183,796.10	15%	148,882.52	1,034,913.59
E&I Lab Equipments	27,140.43			-	27,140.43	15%	4,071.06	23,069.36
Equipments -C.O.E	242,282.94	380,000.00		380,000.00	622,282.94	15%	93,342.44	528,940.50
Equipments - S&H	5,503.75	47,200.00		47,200.00	52,703.75	15%	7,905.56	44,798.19
IT Lab Equipments	261,690.73	42,470.00		42,470.00	304,160.73	15%	45,624.11	258,536.62
Library & Equipments	309,808.00			-	309,808.00	15%	46,471.20	263,336.80
Mechanical Lab Equipments	1,149,530.75	591,385.00	1,482,015.00	2,073,400.00	3,222,930.75	15%	372,288.49	2,850,642.26
Physics Lab Equipments		34,000.00		34,000.00	34,000.00	15%	5,100.00	28,900.00
Placement Equipments	113,455.00	124,480.00		124,480.00	237,935.00	15%	35,690.25	202,244.75
Borewell		114,671.00		114,671.00	114,671.00	15%	11,467.10	103,203.90
Air Condition	636,355.25	315,000.00	1,029,535.00	1,344,535.00	1,980,890.25	15%	219,918.41	1,760,971.84
Bio Gas Plant	820,214.42	142,028.00	88,238.00	230,266.00	1,050,480.42	10%	100,636.14	949,844.27
Books	1,746,589.78	521,828.00	50,162.00	571,990.00	2,318,579.78	60%	1,376,099.27	942,480.51
Bus Purchases	7,691,944.41	1,968,387.00	184,545.00	2,152,932.00	9,844,876.41	15%	1,462,890.59	8,381,985.83
Computers	5,166,369.64	1,294,700.00	4,775,450.00	6,070,150.00	11,236,519.64	60%	5,309,276.79	5,927,242.86
Electrical Equipments	258,548.37	75,531.00	212,793.00	288,324.00	546,872.37	15%	66,071.38	480,800.99
Fire Extensheier			229,842.00	229,842.00	229,842.00	15%	17,238.15	212,603.85
Furniture & Fittings	9,700,332.77	1,439,797.00	1,470,205.00	2,910,002.00	12,610,334.77	10%	1,187,523.23	11,422,811.54
Lands	1,900,130.00			-	1,900,130.00			1,900,130.00
NSS Unit I Equipments	722.50			-	722.50	15%	108.38	614.13
NSS Unit II Equipments	722.50			-	722.50	15%	108.38	614.13
Office Equipments	355,103.70		87,893.00	87,893.00	442,996.70	10%	39,905.02	403,091.68
Plant & Machinery	26,190,302.74	125,649.00	462,415.00	588,064.00	26,778,366.74	15%	3,982,073.89	22,796,292.85
Solar Power Systems			2,933,170.50	2,933,170.50	2,933,170.50	15%	219,987.79	2,713,182.71
Television	53,608.50			-	53,608.50	10%	5,360.85	48,247.65
Tools & Equipments	290,178.98			-	290,178.98	15%	43,526.85	246,652.13
Vehicle	7,227,597.11		481,083.00	481,083.00	7,708,680.11	15%	1,120,221.75	6,588,458.36
Total	202,135,472.85	28,070,338.00	40,858,271.50	68,928,609.50	271,064,082.35		29,657,575.48	241,406,506.87

NATIONAL ENGINEERING COLLEGE**NALLATTINPUTHUR, K.R.NAGAR, KOVILPATTI. 31-03-2014****SCHEDULE - I****Capital Account**

Capital Fund	286,644,669.66
Less: Transfer from RAMPT™ 13	491,331.00
Add : Excesss of Income Over Expenditur	30,691,953.46
	<u>316,845,292.12</u>

Caution Deposit:

As per Last year Balance sheet	7,425,000.00
Add: Received the during the year	2,590,000.00
	<u>10,015,000.00</u>
Less : Refund the year	2,304,000.00
	<u>7,711,000.00</u>

SCHEDULE II**CURRENT LIABILITIES & PROVISIONS:**

Duties & Taxes	431,980.00
Provisions	11,278,191.00
Sundry Creditors - Civil	274,161.00
Sundry Creditors -Others	4,451,995.00
Caution Deposit	7,711,000.00
Fees advance 2013-14	170,000.00
Fees advance 2014-15	935000.00
NEC hostel	894448.00
NEC Stores	342040.00
Prize fund	13440.00
Sankarganesh	4000.00
Security deposit -staff	450000.00
student advance	40000.00
	<u>26,996,255.00</u>

Duties & Taxes

TDS at 1%	7,358.00
Tds at 10%	101,499.00
TDS on 2%	1,973.00
TDS - Salary	321,150.00
	<u>431,980.00</u>

PROVISIONS:

Advertisement Charges Payable	6,000.00
Books & Periodicals Expenses Payable	1,831.00
College Day Expenses Payable	231,487.00
E.B Charges (OS)	963,227.00
Entertainment Expenses Payable	1,815.00
EpF Paid (OS)	1,991,120.00
ESI Payable	101,835.00
House Rent Allowances (OS)	6,000.00
Internet charges payable	1,365.00
Postal Expenses Payable	6,074.00
Postal RD (OS)	12,600.00
Salary (OS)	7,888,185.00
Seminar Programme Exps Payable	1,710.00
Sports Day Expenses Payable	1,700.00
Staff Club (OS)	14,730.00
Staff Welfare Expenses Payable	2,695.00
Telephonecharges (OS)	45,817.00
	<u>11,278,191.00</u>

SUNDRY CREDITORS (CIVIL)


Armour Steel building India P Ltd	50,249.00
Babu Auto Stores	1,070.00
Kasiram & Company	14,400.00
Mettuur Structural	35,732.00
M.R.S.P.Bhavani & Co	8,900.00
Muthu Valcanaising Works	300.00
Prasaad Transports	104,370.00
Priyanka Stores	8,211.00
Sree Jayajothi Cements Ltd	30,005.00
Sri Eswari Agencies	2,500.00
Sri Eswari & Co	2,180.00
Sri Eswari Plywoods	3,769.00
Sri Radha Electricals & Engineering	10,175.00
Sri Srinivasa Auto Service Station	300.00
U.Jeevanandam	2,000.00
	<u>274,161.00</u>

SCHEDULE - IV**Details of Deposit**

Fixed Deposit	77,151,064.00
FD Bank Guarantee-IGCAR	800,000.00
Fixed Deposit (Staff)	450,000.00
Gas Deposit	8,750.00
Prize Endowment Deposit	13,440.00
Telephone Deposits	80,320.00
TNEB Deposit (CCD)	1,720,992.00
TNEB DEPOSITS (MCD)	40,000.00
	<u>80,264,566.00</u>

SCHEDULE V**Current assets:**

Cash in Hand	7,158.00
Cash at Bank	3,619,981.11
Cash - General	1.05
Diesel Purchase	555,143.03
Loans & Advances	17,988,191.06
	<u>22,170,474.25</u>


CA. P. BALASUBRAMANIAN, B.Sc., F.C.A.,
M.M.No. 200697
CHARTERED ACCOUNTANT,
182/1, A.K.S. Theatre Road,
KOVILPATTI - 628 502.

SUNDRY CREDITORS (OTHERS)

Aarthly	4,800.00
Amar Auto Agency	8,640.00
Ambika Paints & Electricals	33,680.00
Ananda Lodge	2,640.00
ANT Solution - Madurai	35,935.00
Aplab Limited	41,297.00
A.P.Srinivasan	10,695.00
Arul Labour Body Works	4,500.00
Arun Offset Printers - KVL	61,836.00
Asian Engineering & Services	117,957.00
Askus Solutions	297,304.00
Bharathi Tyres	1,600.00
Bits Computers Systems	825,000.00
Deepak Sports	17,880.00
D.Seetha Raman Nec Canteen	129,090.50
Express Publications (Madurai) Ltd	9,631.00
Falcon Square	4,680.00
Gnana Malar Enterprises	7,378.00
Golden Bag World	16,280.00
Greenwich Nexen Energy Solutions P Ltd	321,300.00
Hydro Care	13,873.00
J,Gabrial Sundaraj (Dinamalar)	6,880.00
Kal Publication	11,772.00
K.R. College of Arts&Science	717.00
Kumaran Agencies	7,710.00
Kumar Novelties	2,520.00
Kumar Super Market	560.00
Kvp Milk Cons. Co-Op Society	3,910.00
LAP Hostel Mess	13,829.00
L.P.L.Jegannath	2,115.00
Manickam Company (Firm)	35,700.00
M.Arunachalam	875.00
Meena Computers	8,850.00
Meraj Travels	24,810.00
NECH Mess	15,534.00
Pearson Education Services Ltd.,	137,500.00
Premier Systems	166,030.00
P.S.Ramasamy Raja & Sons	87,936.00
Q Tech Service	14,800.00
Rajam Stores	85.00
R.Narayanasamy (Kokila Lorry)	1,240.00
Royal LPG Gas Distributor	1,800.00
Shri Aluminium	10,368.00
Shri Chitradevi Agencies	1,283.00
Spicejet Ltd.,	5,161.00
Sri Goma Stores	3,600.00
Sri Sabari Paper Store	26,250.00
Sri Saraswathi Sound Service	4,890.00
Sri Selvalakshmi Book Centre	2,000.00
SriSeshaa HR & Info Consulting P Ltd	45,045.00
Sri Sudarsanam Enterprises	136,200.00
S.R.Plywoods & Timbers	2,000.00
Subha Frame	13,680.00
Sudarshan Roadways Corporation	22,000.00
Sunphoto Studio	6,243.00
TBH Library Book Suppliers	23,373.00
Temp.Advance - A/c	29,200.00
The Daily Thanthi - Nellai	13,759.00
Thermax Limited - Pune	377,915.50
VAP Digital	31,193.00
Palpap Ichinichi Software International Lt	65,750.00
Vi Microsystems Pvt Ltd	280,915.00
Visual Focus	840,000.00
	<u>4,451,995.00</u>

Place: Kovilpatti

BANK ACCOUNTS:

IOB .2.K.R.Nagar A/c No 511	1,276,381.71
IOB A/c No- 502- General A/c	291,081.61
IOB A/c No 525	65,684.50
IOB A/c No 9000	35,600.00
IOB I K.R.Nagar. A/c No 501	1,698,009.29
IOB SB A/c No 6108	4,590.50
IOB S/B A/c No 6109	2,791.50
State Bank of India Kovilpatti	245,842.00
	<u>3,619,981.11</u>

LOANS & ADVANCES

Staff Advance	57,618.00
Adv - A.Lingaraj	158,580.00
Adv - A.Paramasivan	65,250.00
Adv - D.Subbiah	20,700.00
Adv - K.Murugan	4,200.00
Adv - M.Ayyanar	64,400.00
Adv - M.Kasiraj	133,800.00
Adv - M.Paramasivan	48,800.00
Adv - M.Sankaraguru	13,000.00
Adv - M.Subbaiah	211,200.00
Adv - P.Petchiraja	52,000.00
Adv - S.Ramakrishnan	346,400.00
Adv - S.Shunmugaiah	75,960.00
Adv - Star Marbles Home	148,759.00
Adv - V.Chinnaraj	104,700.00
Adv - V.Kannadhasan	71,600.00
AICTE Funded Project	136,000.00
ABT Industries	4,002,785.00
EB Charges Collection (O/S)	375,982.00
Enarch Energy Solutions	25,000.00
EPF Collection (OS)	87,025.00
ESI Collection (OS)	18,482.00
Interest Receivable	7,617,636.00
Interest Receivable on TNEB - MCD	3,600.00
Medi Claim Insurance	1,583.00
NEC TRUST A/c	50,174.06
P.Duraimuthu	222,223.00
Reimbursement	1,007.00
Power Solution	650.00
Ulavan Agro Industries	64,500.00
Rent Advance	6,900.00
Tax Deduction at Source	107,010.00
Tuition Fees Receiveables	3,677,000.00
TDS Receivable	13,667.00
	<u>17,988,191.06</u>

Chartered Accountant

CA. P. BALASUBRAMANIAN, B.Sc.,F.C.A.,**M.M.No. 200597****CHARTERED ACCOUNTANT,****182/1, A.K.S. Theatre Road,
KOVILPATTI - 628 502.**