

NATIONAL ENGINEERING COLLEGE, K.R.NAGAR, KOVILPATTI- 628 503
(An Autonomous Institution, Affiliated to Anna University Chennai)

Date: 17/05/2013

The 2nd finance committee meeting of National Engineering College was held on 17.05.2013 at 10.00 am in the conference hall. The following Members attended the meeting

1	Dr.P.Subburaj, Principal, National Engineering college	Chairman
2	Mr.A.Srinivasan, Deputy General Manager (Finance), National Educational & Charitable Trust, (Representative of Governing Body)	Member
3	Dr.D.Manimegalai, Professor & Head, Department of Information Technology	Member

The Principal (Finance committee Chairman) welcomed the members for the 2nd finance committee meeting. Further, the Principal outlined briefly the various items to be considered before taking up the Agenda. After this, the agenda was taken up for discussion.

Item No. 2.1: To place before the Finance Committee, the Annual Accounts together with audit report for the financial year 2012-2013.


The committee considered the report and went through the accounts statements carefully. After the discussion, the report by the auditor and the audited annual accounts for the year 2012-2013 were approved and recommended to submit it before the Governing Board for further approval as given in *Annexure-I*.

Item No. 2.2: To place before the Finance committee, the budget proposal for the 2013-2014 for approval

The committee considered the report and went through the proposal thoroughly and recommended it to Governing council for further approval as given in *Annexure-II*.

The Meeting concluded with vote of thanks by the principal

1. Dr.P.Subburaj, Principal Chairman
2. Mr.A.Srinivasan Member
3. Dr.D.Manimegalai Member



NATIONAL ENGINEERING COLLEGE,
NALATTINPUTHUR, K.R.NAGAR, KOVILPATTI.


BALANCE SHEET AS ON 31.03.2013 ✓


LIABILITIES	Rs.	P.	ASSETS	Rs.	P.
CAPITAL FUND:			FIXED ASSETS:		
As Per Schedule - I	286,644,669.66		As Per Schedule - III	202,135,472.85	
CURRENT LIABILITIES & PROVISIONS:			INVESTMENTS:		
As Per Schedule - II	27,648,221.68		As Per Schedule - IV	91,616,641.00	
			CURRENT ASSETS:		
			As Per Schedule - V	20,540,777.49	
Total	314,292,891.34		Total	314,292,891.34	

for NATIONAL EDUCATIONAL AND
CHARITABLE TRUST.

Place : Kovilpatti

Date :


Trustee


Chartered Accountant

MAN. D.S., F.C.A.,
97
ACCOUNTANT,
11/1/2014

NATIONAL ENGINEERING COLLEGE
..ALLATTINPUATHUR, K.R.NAGAR, KOVILPATTI. 31-03-2013

SCHEDULE - I

Capital Account

Capital Fund	254,039,978.90
Add : Excesss of Income Over Expenditure	31,776,102.60
	<u>285,816,081.50</u>

Capital General A/C.

Capital Fund	<u>688,413.16</u>
--------------	-------------------

NSS UNIT:(Capital Fund)

NSS UNIT I General Fund	92,577.50
NSS UNIT II General Fund	47,597.50
	<u>140,175.00</u>

SCHEDULE I

Capital Fund (College)	285,816,081.50
Capital Fund General	688,413.16
NSS Capital Fund	140,175.00
	<u>286,644,669.66</u>

SCHEDULE II

Duties & Taxes	306,092.00
Provisions	9,494,030.00
Caution Deposits	7,425,000.00
Sundry Creditors (Civil)	1,530,160.00
Sudnry Creditors (Others)	7,431,868.68
Studnents Education Loan	209,160.00
NEC Stores	342,040.00
NEC Hostel	909,871.00
	<u>27,648,221.68</u>

SCHEDULE - II

SUNDRY CREDITORS (CIVIL)

Kalpaka Chemicals Pvt Limited	30,384.00
Kasiram & Company	27,500.00
Meerakunj Poly Traader	29,880.00
Methodex Systems Ltd	263,727.00
Mettur structurals	35,732.00
M.R.S.P.Bhavani & Co	7,350.00
Pavai Alloys & Steels (P) Ltd	1,126,834.00
Sri Eswari & Co	2,793.00
Sri Eswari Plywoods	360.00
Sri Radha Electricals & Engineering	5,600.00
	<u>1,530,160.00</u>

SUNDRY CREDITORS (OTHERS)

Alied Publishers Pvt Limited	624.68
Ambika Paints & Electricals	243,263.00
ANT Solution - Madurai	89,920.00
Arun Offset Printers - KVL	10,637.00
Avalon Data Products	4,964.00
Balasubramanian Steel Corparation	6,603.00
BookN' All	602.00
D.Seetha Raman Nec Canteen	24,295.50
Edgate Technologies	50,640.00
Express Publications (Madurai) Ltd	2,038.00
Fine Plastics	25,600.00
Giriyas Industries	1,947.00
Grant From AICTE	4,059,001.00
Gnana Malar Enterprises	3,355.00
HCL Infosytems Ltd	72,100.00
Hotel Aarthi	31,500.00
IDEAAS	11,500.00
Indira Electrical Stores	2,965.00
Institute of Engineering (R & D) Project	30,000.00
Kalyan Bags	37,220.00
K.R. College of Arts&Science	717.00
Kumar Super Market	998.00
M.Arunachalam	100.00
Meena Computers	11,300.00
Mega Tech Scientific Instruments	22,312.00
Meraj Travels	37,210.00
MI Measuring Instruments	11,425.00
	<u>4,792,897.18</u>

CA. P. KRISHNAMOORTHY, B.Sc., F.C.A.,
 CHARTERED ACCOUNTANT,
 1627, A.S.S. Road,
 KOVILPATTI.

SCHEDULE - II**Current Liabilities:****Duties & Taxes**

TDS at 1%	10,978.00
Tds at 10%	5,124.00
TDS on 2%	640.00
TDS - Salary	289,350.00
	<u>306,092.00</u>

PROVISIONS:

Consulting Fees (OS)	10,000.00
E.B Charges (OS)	704,629.00
Epf Paid (OS)	1,678,580.00
ESI Payable	74,871.00
House Rent Allowances (OS)	6,000.00
Lap Trust (OS)	5,600.00
Postal RD (OS)	12,600.00
Salary (OS)	6,774,449.00
Staff Club (OS)	13,400.00
Telephonecharges (OS)	54,951.00
Mis Payable	158,950.00
	<u>9,494,030.00</u>

SCHEDULE - II**Current Liabilities:**

Caution Deposit	
As per Last year Balance sheet	9,617,000.00
Add: Received the during the year	1,154,000.00
	<u>10,771,000.00</u>
Less : Refund the year	3,346,000.00
	<u>7,425,000.00</u>

SCHEDULE - IV**Details of Deposit**

Fixed Deposit	88,649,748.00
Fixed Deposit (Staff)	500,000.00
Gas Deposit	8,750.00
Przie Endowment Deposit	13,440.00
Telephone Deposits.	80,320.00
TNEB Deposit (CCD)	1,524,383.00
TNEB DEPOSITS (MCD)	40,000.00
Fixed Deposits (Bank Guarantee IGCAR)	800,000.00
	<u>91,616,641.00</u>

NECH Mess	144,040.00
Nivi Sports Wear	33,750.00
Parvathi Power Systems	15,492.00
P.S.Ramasamy Raja & Sons	120,287.00
Reliable Power Systems & Services	38,888.00
R.K.Electricals	4,465.00
R.Narayanasamy (Kokila Lorry)	4,110.00
R.S.Radio Centre	500.00
Saraswathi Communication	29,919.00
SG Enviro Technologies	17,325.00
Shanthi Cabs India	2,576.00
Shri Aluminium	31,339.00
Sigma Communication	221,550.00
Sri Sudarsanam Enterprises	82,800.00
Sunphoto Studio	38,800.00
Talent Sprit Education Services Pvt Ltd	20,000.00
Temp.Advance - A/c	49,600.00
Thangam Travels	2,000.00
The Daily Thanthi - Nellai	29,282.00
Unitech Scales & Measurements Pvt Ltd	29,341.00
VAP Digital	40,757.00
Vel Associates	742.50
Vi Microsystems Pvt Ltd	35,805.00
Wisdom Educational Service	64,453.00
Fees Advance 2013 - 2014	680,000.00
Prize Fund	13,440.00
Sankarganesh K Tech/Mech (General)	4,000.00
Security Deposit (Staff)	500,000.00
TNSCST Chennai	6,000.00

SUNDRY DEBTORS(CREDIT)

Palpap Ichinichi Software International Ltd	265,750.00
Armour Steel building India P Ltd	111,960.00
	<u>7,431,868.58</u>

SCHEDULE - V

Cash in Hand	7,664.05
Cash at Bank	8,092,718.09
ClosingStock	774,701.79
Sundry Debtors	7,846,092.56
Loans & Advances	3,819,601.00
	<u>20,540,777.49</u>

CA. P. RAJASUBRAMANIAN, B.Sc., F.C.A.,
 (MAY 1957)
 CHIEF EXECUTIVE ACCOUNTANT,
 167/1, A.S. S. S. S. S. Road,
 Koyyalloor, P.O. 502.

SCHEDULE VI:**BANK ACCOUNTS:**

IOB 2.K.R.Nagar A/c No 511	675,880.71
IOB A/c No- 502- General A/c	538,545.61
IOB A/c No 525	177,030.48
IOB A/c No 9000	23,700.00
IOB I K.R.Nagar. A/c No 501	6,336,080.29
IOB K.R.Nagar A/c. No. 13325	67,100.00
IOB SB A/c No 6108	18,462.50
IOB S/B A/c No 6109	4,716.50
State Bank of India Kovilpatti	251,202.00
	<u>8,092,718.09</u>

SCHEDULE VI:**SUNDRY DEBTORS:**

Aarthi Coach Builders	200,000.00
Bharath Petroleum Corporation Ltd	594,582.00
EB Charges Collection (O/S)	297,381.00
Enarch Energy Solutions	25,000.00
EPF Collection (OS)	61,113.00
ESI Collection (OS)	12,574.00
Festival Advance	-
H & R Johnson (I) Ltd	10,763.00
Interest Receivable	6,045,467.00
Interest Receivable on TNEB - MCD	3,600.00
NEC TRUST A/c	42,174.06
RAMPT13	491,331.00
Reimbursement	3,000.50
Rent Advance	6,900.00
Tax Deduction at Source	38,540.00
TDS Receivable	13,667.00
	<u>7,846,092.56</u>

SCHEDULE VI:

Cash in hand	7,663.00
Cash General	1.05
	<u>7,664.05</u>
Closing Stock	774,701.79
	<u>774,701.79</u>

SCHEDULE VI:**ADVANCES:**

Staff Advances	145,517.00
Adv - A.Lingaraj	230,400.00
Adv - A.Paramasivan	292,077.00
Adv - A.P.Srinivasan	176,100.00
Adv - D.Subbiah	151,010.00
Adv - K.Murugan	39,200.00
Adv - M.Deivendran	35,900.00
Adv - Modern Engg. Constructions	250,000.00
Adv - M.Paramasivan	114,000.00
Adv - M.Subbaiah	78,000.00
Adv - P.Jayaraman	25,000.00
Adv - P.Murugan	190,000.00
Adv - P.Ramar	84,000.00
Adv - P.Subbaraj	50,000.00
Adv - S.Murugan	34,500.00
Adv - S.Shunmugaiah	15,000.00
Adv - Star Marbles Home	529,527.00
Adv - T.Ragupathi Perumal	6,600.00
Adv - V.Chinnaraj	50,000.00
Adv - V.Kannadhasan	186,500.00
Adv - V.Ponnusamy	44,305.00
	<u>2,727,636.00</u>

SUNDRY CREDITORS (DEBIT)

Apex Trader	150,000.00
Greenwich Nexen Energy Solutions P Ltd	214,200.00
Maaruti Coach Builders Pvt Ltd	150,000.00
K.C.P. Solar Industry	187,500.00
Pearson Education Services Ltd.,	137,500.00
Thermax Limited - Pune	188,265.00
Ulavan Agro Industries	64,500.00
	<u>1,091,965.00</u>



CA. P. BALASUBRAMANIAN, B.Sc., F.C.A.,
M.No : 200597
CHARTERED ACCOUNTANT,
1001, A.K.S. Theatre Road,
KOVILPATTI - 623 013.

**NATIONAL ENGINEERING COLLEGE,
DEPRECIATION SCHEDULE FOR THE YEAR ENDING 31.03.2013**

ASSETS DETAILS	W.D.V.AS ON 31.03.2012	ADDITION		Total Addition	TOTAL AMOUNT	DEPRECIATION		W.D.V.AS ON 31-03-13
		FROM 1.4.2012 TO 30.9.2012	FROM 1.10.2012 TO 31.3.2013			Rate	AMOUNT	
BUILDING WORK IN PROGRESS								
Autonomous Building	12,065,014.00	2,921,132.00	2,421,452.00	5,342,584.00	17,407,598.00			17,407,598.00
Canteen Extension Work			94,940.00	94,940.00	94,940.00			94,940.00
Civil Block			5,592,856.00	5,592,856.00	5,592,856.00			5,592,856.00
EEE Block Work		986,968.00	4,459,436.00	5,446,404.00	5,446,404.00			5,446,404.00
EIE Block			12,932.00	12,932.00	12,932.00			12,932.00
Main Block (WIP)	23,710.00	2,254,845.00	6,105,479.00	8,360,324.00	8,384,034.00			8,384,034.00
Vehicle Shed			27,300.00	27,300.00	27,300.00			27,300.00
Passenger shelter			135,732.00	135,732.00	135,732.00			135,732.00
BUILDING:								
Building	103,116,237.61	2,509,569.00	231,925.00	2,741,494.00	105,857,731.61	10%	10,574,176.91	95,283,554.70
LAB EQUIPMENTS:								
CSE Lab Equipments	351,589.50	801,450.00	162,600.00	964,050.00	1,315,639.50	15%	185,150.93	1,130,488.58
Dept - Equipments Others	5,950.00			-	5,950.00	15%	892.50	5,057.50
ECE Lab Equipments	409,035.45	456,187.00	570,940.00	1,027,127.00	1,436,162.45	15%	172,603.87	1,263,558.58
EIE Lab Equipments	296,846.17	1,763,181.00	703,306.00	2,466,487.00	2,763,333.17	15%	361,752.03	2,401,581.14
EIE Lab Equipments	421,913.77	116,030.00	371,948.00	487,978.00	909,891.77	15%	108,587.67	801,304.10
E&I Lab Equipments			29,341.00	29,341.00	29,341.00	15%	2,200.58	27,140.43
Equipments - COE	285,038.75			-	285,038.75	15%	42,755.81	242,282.94
Equipments - S&H			5,950.00	5,950.00	5,950.00	15%	446.25	5,503.75
IT Lab Equipments	307,871.45			-	307,871.45	15%	46,180.72	261,690.73
Library & Equipments	207,230.00		144,500.00	144,500.00	351,730.00	15%	41,922.00	309,808.00
Mechanical Lab Equipments		811,793.00	496,764.00	1,308,557.00	1,308,557.00	15%	159,026.25	1,149,530.75
Placement Equipments		61,000.00	66,600.00	127,600.00	127,600.00	15%	14,145.00	113,455.00
NSS Unit I Equipments	850.00			-	850.00	15%	127.50	722.50
NSS Unit II Equipments	850.00			-	850.00	15%	127.50	722.50
Air Condition	43,265.00	498,950.00	189,700.00	688,650.00	731,915.00	15%	95,559.75	636,355.25
Bio Gas Plant	347,835.85	211,605.00	333,387.00	544,992.00	892,827.85	10%	72,613.44	820,214.42
Books	1,289,881.69	723,576.00	1,344,581.00	2,068,157.00	3,358,038.69	60%	1,611,448.91	1,746,589.78
Bus Purchases	4,169,931.72	1,043,000.00	3,525,354.00	4,568,354.00	8,738,285.72	15%	1,046,341.31	7,691,944.41
Computers	2,930,510.61	4,451,847.00	3,162,038.00	7,613,835.00	10,544,395.61	60%	5,378,025.97	5,166,369.64
Electrical Equipments	304,174.55			-	304,174.55	15%	45,626.18	258,548.37
Furniture & Fittings	8,291,958.24	978,458.00	1,428,377.00	2,406,835.00	10,698,793.24	10%	998,460.47	9,700,332.77
Lands	1,900,130.00			-	1,900,130.00			1,900,130.00
Office Equipments	127,736.50	61,487.00	194,529.00	256,016.00	383,752.50	10%	28,648.80	355,103.70
Plant & Machinery	29,853,092.84		881,269.00	881,269.00	30,734,361.84	15%	4,544,059.10	26,190,302.74
Television	59,565.00			-	59,565.00	10%	5,956.50	53,608.50
Tools & Equipments	7,677.50		306,652.00	306,652.00	314,329.50	15%	24,150.53	290,178.98
Vehicle	8,503,055.42			-	8,503,055.42	15%	1,275,458.31	7,227,597.11
Total	175,320,951.62	20,651,078.00	32,999,838.00	53,650,966.00	228,971,917.62		26,836,444.77	202,135,472.85

NATIONAL ENGINEERING COLLEGE
INCOME & EXPENDITURE ACCOUNT FOR THE YEAR ENDING 31-03-2013

EXPENDITURE	31-03-13	INCOME	31-03-13
To Opening Stock	576,431.56	STUDENT FEES:	
To Diesel Purchases	774,701.79	Academic Society Fees	4,846,350.00
		Embedded System Course Fees	11,250.00
		Exam Stationery Fees	163,350.00
		Insurance Premium	1,181,600.00
TO SALARY:		Other Fees	25,394,000.00
EPF Paid	17,689,774.00	Late Fees	45,680.00
ESI Paid	668,998.00	NSS/YRC/FLAG Day Marksheet	93,400.00
Food Allowance	300,704.00	Registration for Seminar	643,350.00
Graduity Expenses	3,000,000.00	Tuition Fees	152,969,500.00
Salary	94,091,567.00		185,348,480.00
Staff Welfare	219,256.00		
	115,970,299.00	By Other Collection:	
To Administrative Expenses:		Application Fees	26,250.00
Advertisement	1,250,420.00	BEC Course Fees	655,625.00
College Day Expenses	3,571.00	Busfare Collection	12,529,396.00
Consulting Expenses	120,000.00	Computer Special Course	443,100.00
EB Charges	9,594,418.00	EB Charges Collection	3,867,288.00
Electricity charges - Diesel consumption	5,405,546.52	EPF Collection	9,785,954.00
Graduation Day Expenses	402,913.00	ESI Collection	282,702.00
House Rent Allowances	87,800.00	Fine Collection	369,878.00
Internet Charges	1,726,251.00	Interest Received	11,075,667.00
Mark Statement Verification Expenses	6,650.00	ISTEC Student Chapter	142,400.00
Member ship Fees	165,750.00	Over Head Charges	197,131.00
Parents Teacher Meeting Expenses	142,243.00	PHD Tuition Fees	657,500.00
Placement Training Expenses	2,710,392.00	Readmission Fees	2,250.00
Pooja Expenses	4,778.00	Sundry Income	1,081,282.00
Postage & Telegrams	179,478.50	Telephone Charges Collection	25,251.00
Printing & Stationery Expenses	1,569,167.00	Xerox Collection	173,220.00
Professional Fees	10,000.00		41,314,894.00
Prof Kannappan Scholeship	120,000.00		
Raes & Taxes	1,250.00		
Books & Periodicals	2,419,575.20		
Sports Expenses	356,201.00		
Sports & Games	109,733.00		
Subscription	70,095.00		
Sundry Expenses	351,369.00		
Telephone Charges	641,559.00		
Travelling Expenses	1,159,929.00		
Tuticorin Dist Silver Jubilee Expenses	428,299.00		
	29,037,388.22		
Balance B/F	146,358,820.57	Balance B/F	226,663,374.00

D. Anand

Balance C/F

146,358,820.57

Balance /F

226,663,374.00

To Misc Expenses:

Bank Charges	7,181.00
BEC Course Fee	491,575.00
Computers SPL Course paid	295,635.00
Entertainment Expenses	282,064.00
Guest House Expenses	391,603.00
Hockey Tournment	115,814.00
Identity Card Expnses	2,000.00
Legal Fees	70,000.00
Lorry Freight	96,970.00
Medical Expenses	1,101.50
NCC Expenses	217,771.00
NSS Expenses	96,273.00
NSS Unit I Expenses	735.00
NSS Unit II Expenses	735.00
Research & Development Center Appr Fees	55,000.00
Seminar Expense	1,861,361.93
Vehicle Insurance	35,051.00
Insurance Premium (Students & Staff)	558,563.00
YRC/RRCC Expenses	38,035.00

To Repairs & Maintenance:

Lab Maintenance	1,468,797.94
Vehicle Maintenance	11,066,550.16
Chemistry Lab Maintenance	72,660.00
Furniture Maintenance	97,842.00
Generator Maintenance	270,593.00
Repairs & Maintenance -Buildings	7,290,574.59
Chettikurichi temple innovation work	781,257.50
Karivalamvanthanallur temple innovation work	1,094,230.00

Balance B/F

173,118,794.19 Balance B/F

GRANT INCOME:

Grant From AIT Tirunelveli	36,500.00	
Grant From BRNS	40,000.00	
Grant From CSIR	60,000.00	
Grant From DAE	154,000.00	
Grant From DRDO	35,000.00	
Grant From MNRE	50,000.00	
Grant From Others	239,565.00	
Grant From TNSCST Chennai	20,000.00	635,065.00

Misc Collection

Remission of Liability	45,068.50	
Round off	1.74	45,070.24

University Fees Collection:

University Degree Certificate Fees	44,500.00	
University Admission Fee	293,400.00	
University Reco Fees	97,800.00	
University Registration Fees	195,600.00	
University Rec Curicuam Fees	97,800.00	
University Sports Fees	95,400.00	824,500.00

P. BALU

CHA
18/11/11

P. BALU

P. Balu

228,168,009.24

Balance C/F		173,118,794.19	Balance B/F	228,168,009.24
Seminar Expenses:			By Contribution received from NEC Trust	2,000,000.00
AICTE Expenses	105,022.47		By Closing Stock	774,701.79
Association Expenses	74,716.00			
Computer Training Expenses	22,627.00		AUTONOMOUS INCOME:	
Inspection Expenses	200,000.00		Exam Fees Collection	5,328,285.00
NBA Expenses	74,942.00		Revaluation Fees	326,100.00
Project Expenses	<u>100,400.00</u>	577,707.47		<u>5,654,385.00</u>
UNIVERSITY FEES PAID:				
Uni Degree Certificate Fee Paid	51,500.00			
University /DTE Certificate Verification Fee	14,835.00			
University Reco Fees Paid	163,300.00			
University Registration Fee Paid	547,600.00			
University Sports Paid	178,800.00			
University Administration Fees Paid	<u>479,400.00</u>	1,435,435.00		
Depreciation		26,836,444.77		
AUTONOMOUS EXPENSES:				
Exam Expenses	2,518,422.00			
Printing & Stationery	<u>334,190.00</u>	2,852,612.00		
To Excess of Income over Expenditure		31,776,102.60		
Total		<u>236,597,096.03</u>	Total	<u>236,597,096.03</u>

for NATIONAL EDUCATIONAL AND CHARITABLE TRUST,

Place: Kovilpatti

Date:


Trustee


Chartered Accountant



NATIONAL ENGINEERING COLLEGE, K.R.NAGAR, KOVILPATTI-628 503
(An Autonomous Institution Affiliated to Anna University Chennai)

Annexure-II

Budget Proposal for the Academic year 2013-2014

Sl. No	Particulars	Amount	Total
Income			
1	Students Fees Collection	208638000	
2	Interest and other collection	22000000	
3	Contribution from the trust	2000000	
	TOTAL		232638000
Expenditure			
<i>Fixed Expenses</i>			
1	Building	22500000	
2	Equipments, furniture, Bus etc	25000000	
3	Books	2000000	
<i>Administrative Expenses</i>			
4	Salary	130000000	
5	Affiliation and approval fees	1500000	
6	Periodicals	2000000	
7	College day Expenses	500000	
8	Advertisement	1200000	
9	Electricity Charges	8000000	
10	Insurance	700000	
11	Internet Charges	2000000	
12	Parents Teachers Meeting	200000	
13	Placement and Training Expenses	3000000	
14	Postage, telephone & telegrams	800000	
15	Printing and stationary	2000000	
16	Traveling Expenses	1200000	
17	Seminar Expenses	2000000	
18	Sports and Games	800000	
19	Repairs and Maintenance	18000000	
20	Vehicle Maintenance	2000000	
21	Science Exhibition	-	
22	Smart Card system	-	
23	Miscellaneous expenses	7238000	
	TOTAL		232638000